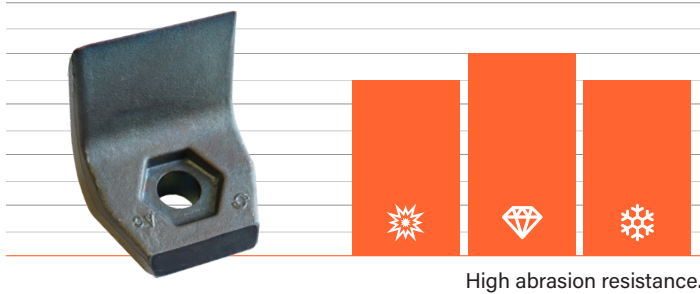


Depending on your operation, choose between our different blade types when ordering your mulcher to provide maximum durability to your equipment.


BITE LIMITER SHARP TEETH

Our advanced **cutting blades** are available for all your land clearing and forestry applications in regions with fine textured soils where high efficiency is key. Offered in both standard and high abrasion resistant materials, ensuring Shearex has the perfect pairing for your application. Choose between Type 10 or Type 20 blades.


TYPE 10 BLADES



TYPE 20 BLADES



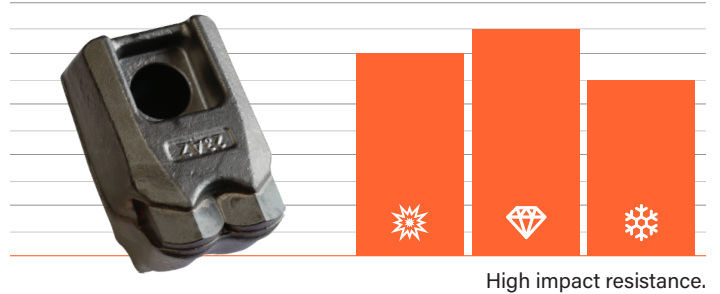
CARBIDE BLADES




SOLID DRUM HAMMERS

The HD Series solid drum mulcher is comprised of **central** and **lateral carbide blades**, for optimal performance and durability. Find high resistance hammers on both ends of the rotor to maximise your mulching operations.

SOLID DRUM CENTRAL BLADES (HD SERIES ONLY)



SOLID DRUM LATERAL BLADES (HD SERIES ONLY)



BITE LIMITER CARBIDE TEETH

Shearex **carbide blades** are available for all of your land clearing operations. Choose these blades for land clearing near roads, where asphalt parts can be found, or in fields where the ground could be more rocky. These hammers provide ground breaking durability to your equipment.



IMPACT RESISTANCE



ABRASION RESISTANCE



COLD RESISTANCE